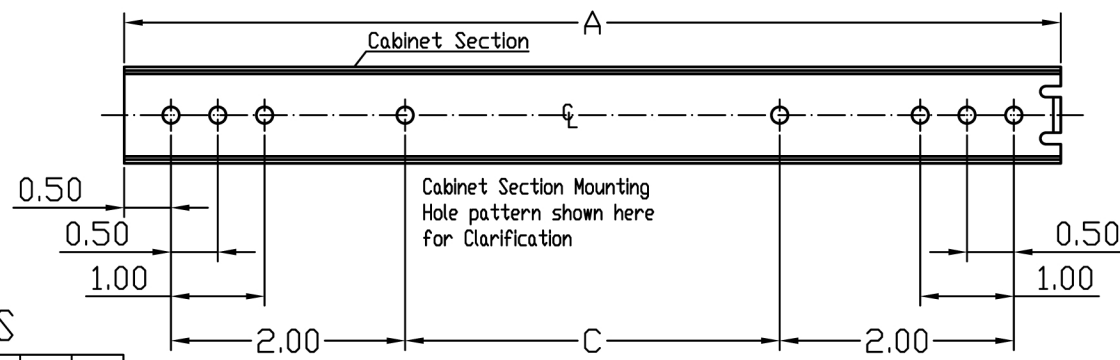
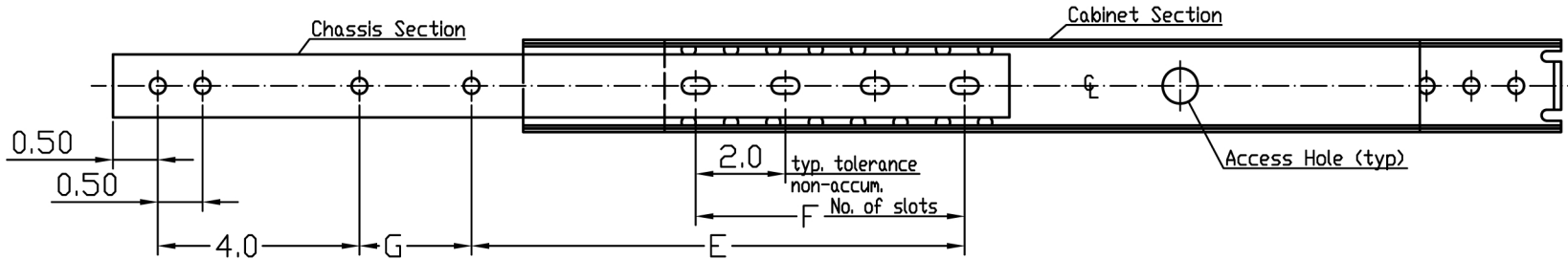
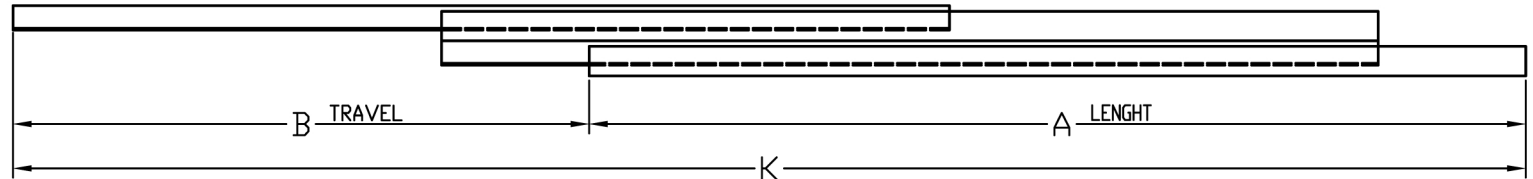
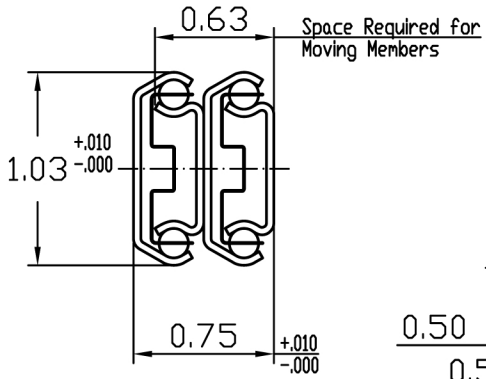


Model: F1B



Custom & Precision Drawer Slides
 2074 Aerotech Dr.
 Colorado Springs, CO 80916
 (719)-390-6585

SLIM TRACK 3-SECTION BALL BEARING STEEL SLIDE



NOTES:

- LOAD CAPACITY: to 150 lbs. Any Load Requirements available by stacking Vertically and/or Horizontally.
- MATERIAL: Prime work hardened Steel.
- HOLES: All holes .177 Dia. All slots .177x.312. Mounting Hole and Slot Location Tolerance $\pm .005$
- BRACKETS: Front and Rear Mounting Brackets are available.
- FINISH: Bright Electro - Zinc Plated per QQZ - 325, Type I, - Silver Color.

SLIDE DIMENSIONS

MODEL No.	A	B	C	E	F	G	K
F1B-10	10	11	5	4.50	1		21
F1B-12	12	13	7	6.50	1		25
F1B-14	14	15	9	6.50	2		29
F1B-16	16	17	11	8.50	2		33
F1B-18	18	19	13	8.50	3		37
F1B-20	20	21	15	10.50	3	2	41
F1B-22	22	23	17	10.50	4	2	45
F1B-24	24	25	19	12.50	4	2	49
F1B-26	26	27	21	12.50	5	2	53
F1B-28	28	29	23	14.50	5	2	57
F1B-30	30	31	25	16.50	5	2	61

* Load Ratings are based on a pair of 18" Slides with Standard Extension

Any choice of combinations of lengths, engagements, mounting - hole patterns, etc., available as a STSC LLC service at a nominal cost, or, in many cases at no additional cost. Additional holes available at STSC LLC options.

Choice of Positive Locking in both directions in extended position or Stop - Out Only which enables easy entry of Chassis into Cabinet without manipulations of Catches.

When Ordering, please specify Feature needed:

- F1B-20-SO (stop-out only).
- F1B-20-PL (positive locking).
- F1B-20-LI (lock in when closed).
- F1B-20-FD (fast disconnect).
- F1B-20-M (military models).

Hole pattern may vary with -PL, -FD and -LI features